

For
INDUSTRIAL
PRODUCTS



Flatbed UV-LED Inkjet Printer

UJF-3042 MkII

UJF-6042 MkII




LIPI MARKETING PVT. LTD

No: 28, 3rd Cross St, Venkateswara Colony, Nehru Nagar, Kottivakkam, Chennai - 600041

☎ +9194443 95467 / +91 94443 95477

✉ sales@lipimarketing.com 🌐 www.lipimarketing.com

Creating More Value



Direct printing on objects up to A3 or A2 size and **153** mm thick

The best-in-class productivity delivers effective on-demand print production

The UJF-3042MkII and the UJF-6042MkII models achieve a maximum print speed of 2.48 m²/h (*1) and 3.52 m²/h (*2). The best-in-class productivity exhibits an approximately 20% (*3) faster print speed than that of conventional models and support on-demand print production. Staggered printhead arrangement allows printing process and spot colors simultaneously. (*4)

*1: 38 A4 size images per hour / Print conditions: 4-color, draft mode, 600 × 600 dpi, 8Pass
 2: 52 A4 size images per hour / Print conditions: 6-color, draft mode, 600 × 600 dpi, 8Pass
 *3: When printing is performed with the standard mode.
 *4: Dependent on the ink-setting; simultaneous printing might not be possible in every case.
 A4 size: 210 × 297 mm (8.27 × 11.7 in)

Approximately

20%
faster print speed than
conventional models ※3

1. Process color printing

Print mode	Resolutions	Pass	Print speed (m ² /h)	Printing time per A3 size
Draft	600×600	8	2.48	3min. 03sec.
High-speed	600×900	12	1.62	4min. 40sec.
Standard	600×1200	16	1.22	6min. 12sec.
High-quality	1200×1200	16	0.89	8min. 27sec.

2. Color + Spot color simultaneous printing

Print mode	Resolutions	Pass	Print speed (m ² /h)	Printing time per A3 size
Draft	600×600	8	2.08	3min. 38sec.
High-speed	600×900	12	1.44	5min. 14sec.
Standard	600×1200	16	1.12	6min. 46sec.
High-quality	1200×1200	16	0.69	10min. 55sec.

3. Color + White simultaneous printing with the high-dense mode

Print mode	Resolutions	Pass	Print speed (m ² /h)	Printing time per A3 size
Draft	600×600	8	1.88	4min. 01sec.
High-speed	600×900	12	1.33	5min. 40sec.
Standard	600×1200	16	1.03	7min. 21sec.
High-quality	1200×1200	16	0.62	12min. 14sec.

A3 size: 297 mm × 420 mm (11.69 in × 16.54 in)

1. Process color printing

Print mode	Resolutions	Pass	Print speed (m ² /h)	Printing time per A2 size
Draft	600×600	8	3.52	4min. 22sec.
High-speed	600×900	12	2.29	6min. 42sec.
Standard	600×1200	16	1.74	8min. 51sec.
High-quality	1200×1200	16	1.28	11min. 59sec.

2. Color + Spot color simultaneous printing

Print mode	Resolutions	Pass	Print speed (m ² /h)	Printing time per A2 size
Draft	600×600	8	2.99	5min. 08sec.
High-speed	600×900	12	2.06	7min. 28sec.
Standard	600×1200	16	1.57	9min. 46sec.
High-quality	1200×1200	16	0.96	15min. 57sec.

3. Color + White simultaneous printing with the high-dense mode

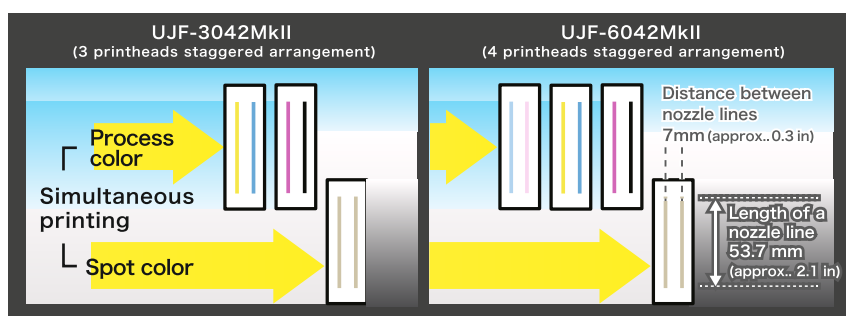
Print mode	Resolutions	Pass	Print speed (m ² /h)	Printing time per A2 size
Draft	600×600	8	2.75	5min. 36sec.
High-speed	600×900	12	1.86	8min. 11sec.
Standard	600×1200	16	1.44	10min. 36sec.
High-quality	1200×1200	16	0.85	18min. 09sec.

A2 size: 420 mm × 594 mm (16.54 in × 23.39 in)

Staggered printhead arrangement allows printing process and spot colors simultaneously*

636 nozzles per printhead
(318 nozzles per each nozzle line)

* Dependent on the ink-setting; simultaneous printing might not be possible in every case.



* Illustration of process and spot color printing

High-performance UV-curable inks expand the range of applications

Flexible LUS-120 ink can print on soft materials such as leather or TPU

The flexible LUS-120 ink stretches up to 170% and delivers beautiful and durable print results on soft materials including leather or polyurethane. Ideal applications of the LUS-120 ink are membrane switches or wallet smartphone cases that must be pressed or folded.




Leather product



Package

Rigid LH-100 ink features high scratch-resistant Ideal for decorative printing on small items

The LH-100 ink features high scratch-resistant, and has excellent color reproducibility. Ideal applications are smartphone cases, key fobs and toys.



Smartphone case



Water bottle

Flexible LUS-150 ink has excellent adhesion to acrylic

The LUS-150 ink stretches up to 150% and delivers vibrant color representation. In addition to its use on soft materials, this ink adheres very well to rigid materials such as glass or acrylic. Examples of ideal applications are indoor signs or trophies.

* This LUS-150 ink will be loadable in the future.




Indoor acrylic sign

Inkjet primer increases ink adhesion

PR-200 is a primer that is used to increase ink adhesion to materials when the ink adhesion is low. This primer can be used for a range of materials including plastic, glass and metal, even on treated surfaces.

Automatic primer application by ink jetting

The primer can be applied to the required areas by ink-jetting. This feature retains the texture of the material, which is not possible with manual primer application.



Wooden blocks



Glass award

The clear ink offers valuable new print effects

<UJF-3042MkII•UJF-6042MkII>

<Conventional model>



Gloss finish printing process

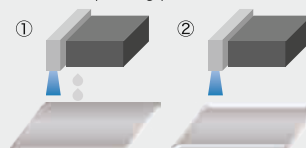


① Glossy clear printing

Glossy clear printing is finished by a single printing process



Gloss finish printing process



① The clear ink is applied and simultaneously semi-cured.
② The ink is cured by UV radiation.
Conventional clear printing required two processes.

Mimaki clear control (MCC) has been newly added to the UJF-3042/6042MkII models. In order to minimize dust adhesion and air bubbles on the print, MCC shortens the ink curing time by processing the clear ink print and UV-light irradiation simultaneously. MCC provides a gorgeous gloss finish.

Various print effects with the clear ink

<Gloss finish>

The finish appearance is like glossy photo finish. Suitable for full-surface or spot varnish printing.



<Matte finish>

Matte finish provides soft appearance. It is used for texture printing or can change glossy surface to matte.



<Embossed print>


Embossed finish is possible by printing the clear ink several times on desired area. This effect can create dimensional appearance and texture.



Mimaki's unique techniques provides more beautiful print

Mimaki Expand Color improves color representation

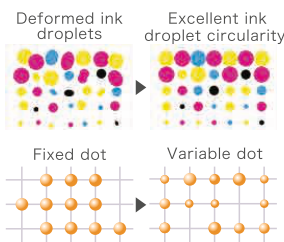
The new input profile, Mimaki Expand Color, is added to Mimaki genuine RIP software, RasterLink6. This profile enables representing more vibrant solid colors and brighter skin tones than a conventional input profile and provide more attractive print results with high-contrast color shades; bright parts are brighter and dark parts are darker.



Waveform control and variable dot printing achieve smooth and quality print image

Each ink color has its own specific gravity and viscosity. To achieve a precise placement of ink droplets onto the media, Mimaki has designed an optimum waveform control technique that allows the printhead to jet each ink color at an optimum angle, maintaining excellent ink droplet circularity. Thanks to precise ink droplet landing, three different droplet sizes (5 pl to 22 pl *) are properly used for providing optimum print results.

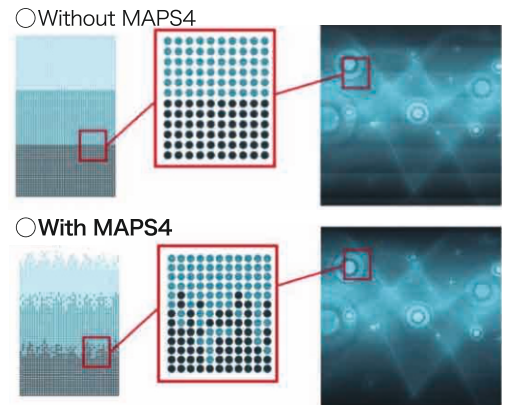
* The maximum droplet size is 27 pl when using white high-dense mode.



Mimaki Advanced pass System 4 (MAPS4)

minimizes banding and uneven color printing

Generally, swath boundaries are straight lines. Therefore, a slight misalignment between boundaries causes banding or uneven color printing. MAPS4 reduces banding and uneven color printing with blurred boundaries similar to gradation printing according to print conditions including media/ink type and resolutions.



Ink supply unit

Bottled inks can be set in the unit. This feature reduces operational cost.

Fully covered print table

The fully covered print table improves the safeness of the printer. It also maintains print quality by reducing dust adhesion.

Operation panel

3.45-inch (52.56 x 70.08 mm) color liquid crystal display provides useful information and allows easy setting and operation.

Advanced mechanical structure assists value-added print products

Printable thickness is up to 153 mm

Direct printing on objects of up to 153 mm in thickness.

Table-driven printing

To achieve higher positional accuracy, the vibration of the printer unit is reduced by using table-driven printing.

Nozzle trouble avoidance features

1 ◎Nozzle Check Unit (NCU) automatically detects and recovers clogged nozzles(*1)

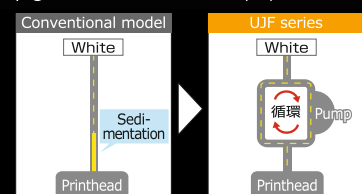
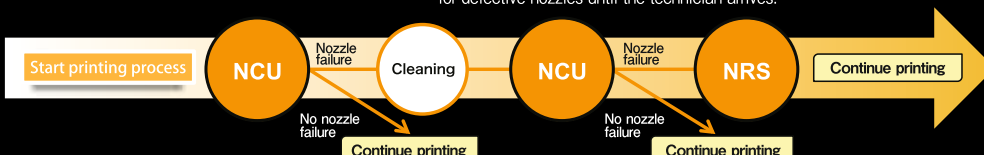
Clogged nozzles are detected automatically by sensors that monitor ink droplet. When clogged nozzles are detected, they are automatically cleaned, reducing waste printing. Nozzles are checked per transfer file.

2 ◎Nozzle Recover System (NRS) for maintaining productivity(*2)

If the defective nozzles are not recovered after being cleaned through the NCU function, the NRS selects substitute nozzles and then restarts printing. This feature is a significant novelty because, previously, when nozzle cleaning failed, the printhead required repair by a technician; the printing operation therefore ceased until the printhead was repaired. The NRS* allows the printer to continue printing without interruption by substituting non-defective nozzles for defective nozzles until the technician arrives.

3 Mimaki Circulation Technology (MCT)

MCT to regularly circulate white ink is standard equipment. It enables stable output from the time of machine startup by effectively avoiding the settling of white pigment in the ink lines. (*3)



*1: NCU is a standard feature of UJF-6042MkII, and an optional feature of UJF-3042MkII.

*2: NRS may not be activated depending on print modes. *3: MCT works only with white ink.



Glass award



Wooden blocks



Package



Wedding welcome sign board



Metal key chain



Customized toy car




Smartphone case



Personalized stationery



Plastic business card/ID card



Metal directory and floor plan

Direct printing on a wide range of materials including plastic, acrylic and metal
UJF-3042MkII and UJF-6042MkII expand creative possibilities

■ Specifications

		UJF-3042MkII	UJF-6042MkII
Printhead		On-demand piezo printhead (3 printheads arranged in a staggered line)	On-demand piezo printhead (4 printheads arranged in a staggered line)
Print resolution		Maximum: 1200 x 1200 dpi	
Maximum printable area		Width : 300 mm Length : 420 mm (A3 size)	Width : 610 mm Length : 420 mm (A2 size)
Ink	Type/Color	LH-100 (C,M,Y,K,W,Ci) LUS-120 (C,M,Y,K,W,Ci) LUS-150 (C,M,Y,K,W) PR-200 (Primer)	LH-100 (C,M,Y,K,Lc,Lm,W,Ci) LUS-120 (C,M,Y,K,Lc,Lm,W,Ci) LUS-150 (C,M,Y,K,W) PR-200 (Primer)
	Capacity	LH-100, LUS-120, PR-200: 250ml / 1L bottle	LUS-150: 1L bottle
Media	Thickness	153 mm (6 inch) or less	
	Weight	5 kg (11 lb) or less	8 kg (17.7 lb) or less
Certifications		VCCI class A / FCC class A / ETL UL 60950-1 / CB / CE Marking (EMC, Low voltage, Machinery directive, and RoHS)/ REACH / Energy Star / IEC60825-1	
Interface		Ethernet / USB2.0	
Noise level		Standby mode: 55 dB or less (FAST-A, measured 1 m away from the source at front, back, right and left sides.) Continuous operation: 65 dB or less Discontinuous operation: 70 dB or less	
Power supply		Single-phase AC100-240V, ±10%, 50/60Hz ±1Hz	
Power consumption		1000 W or less	
Operational environment	Temperature	20 - 30 degC (68 - 86 degF)	
	Humidity	35 - 65 %Rh	
	Recommended Temperature	20 - 25 degC (68 - 77 degF)	
	Acceptable range of temperature change	±10 degC (±50 degF) /h or less	
Dust level		Equivalent to a general office floor level	
RIP software		RasterLink6 (Bundled)	
Dimensions (W×D×H) *1		1,355 mm x 1,290 mm x 856 mm (53.4 in x 50.8 in x 33.7 in)	1,665 mm x 1,290 mm x 856 mm (65.6 in x 50.8 in x 33.7 in)
Weight		135 kg (297.6 lb)	150 kg (330.7 lb)

*1: Heights of ink bottles are not included.

■ Option

Item	Item No.	Note
UJF-3042/6042MkII		
Installation stand	OPT-J0420	
Ventilating fan unit	OPT-J0424	
UJF-3042MkII		
Ionizer unit 30	OPT-J0414	
Vacuum table 30	OPT-J0421	
Status indication lamp unit	OPT-J0423	Indicating lamp (1pc.) Emergency stop switch (2pcs.)
NCU option	OPT-J0422	
UJF-6042MkII		
Ionizer unit 60	OPT-J0415	

Newly developed RIP software compatible with excellent user-friendliness and higher functionality

RasterLink6

Beautiful and advanced print realization by the simple and intuitive operation with useful icons and layout
Enriched expressiveness with various functions including color replacement

<Supports Web update function>

◆ Program update and profile download can be easily performed via internet.

■ Supplies

Item	Item No.	Note
LUS-120	Cyan	LUS12-C-BA
	Magenta	LUS12-M-BA
	Yellow	LUS12-Y-BA
	Black	LUS12-K-BA
	Light cyan	LUS12-LC-BA
	Light magenta	LUS12-LM-BA
	White	LUS12-W-BA
	Clear	LUS12-CL-BA
	Cyan	LUS12-C-B2
	Magenta	LUS12-M-B2
	Yellow	LUS12-Y-B2
	Black	LUS12-K-B2
LUS-150	Light cyan	LUS12-LC-B2
	Light magenta	LUS12-LM-B2
	White	LUS12-W-B2
	Clear	LUS12-CL-B2
	Cyan	LUS15-C-BA
	Magenta	LUS15-M-BA
LH-100	Yellow	LUS15-Y-BA
	Black	LUS15-K-BA
	White	LUS15-W-BA
	Cyan	LH100-C-BA
	Magenta	LH100-M-BA
	Yellow	LH100-Y-BA
	Black	LH100-K-BA
	Light cyan	LH100-LC-BA
	Light magenta	LH100-LM-BA
	White	LH100-W-BA
	Clear	LH100-CL-BA
	Cyan	LH100-C-B2
IJ Primer PR-200	Magenta	LH100-M-B2
	Yellow	LH100-Y-B2
	Black	LH100-K-B2
	Light cyan	LH100-LC-B2
	Light magenta	LH100-LM-B2
	White	LH100-W-B2
Flushing liquid 07	Clear	LH100-CL-B2
	PR200-Z-BA	1L bottle
PR200-Z-B2	PR200-Z-B2	250ml bottle
	FL007-Z-BA	1L bottle

LH-100, LUS-120 and LUS-150 are GREENGUARD Gold certification ink.

⚠ Inks and substrates:

- Please note that properties and adhesion, weather resistance etc. of ink and substrates can vary. Therefore please test materials before printing.
- Some substrates require primer before printing. Please test materials beforehand or ask your sales representative.

⚠ Safety notice:

- The UV radiation producing device is installed to this product.
To protect your health, please follow below guidelines strictly:
- Do not look directly into the UV light source nor place your hand, or expose your skin directly to the UV light source.
 - Depending upon print mode, there might occur some VOC emittance from printed parts not yet cured and hardened
 - In addition, please read the instructions and guidelines of the manual carefully and follow those.

● Some of sample images in this catalogue are artificial renderings. ● Specifications, design and dimensions stated in this catalogue may be subject to change without notice for technical improvements etc. ● The corporate names and merchandise names written in this catalogue are the trademark or registered trademark of the respective corporations. ● Inkjet printers print using extremely fine dots, so colors may vary slightly after replacement of print heads. ● Also note that if using multiple printer units, colors could vary slightly from one unit to other(s) due to slight individual differences. ● Please note that descriptions and data in this catalogue are as of April 2019 and subject to change.



® LIPI MARKETING PVT. LTD

No: 28, 3rd Cross St, Venkateswara Colony, Nehru Nagar, OMR Kottivakkam, Chennai - 600041

☎ +9194443 95467 / +91 94443 95477

✉ sales@lipimarketing.com 🌐 www.lipimarketing.com